


Block of the Day 2023

0720 Four Squares 12"

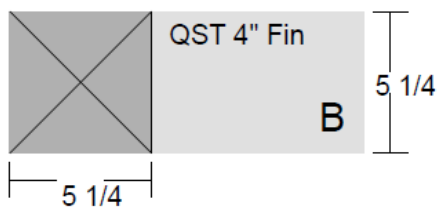
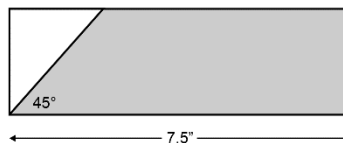
Click or Scan code to see video



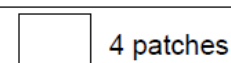
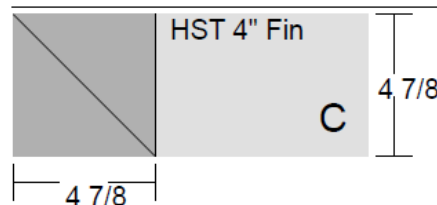
4 Blocks

Patch A and AR- The Frame

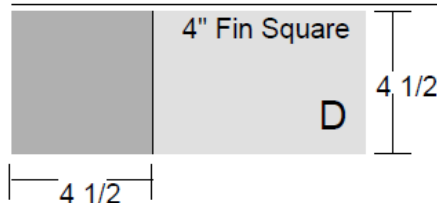
- Cut 8 assorted @ 2-1/2" x 7-1/2"
- Stack in pairs with wrong sides together.
- Cut a triangle off one end as shown.



AccuQuilt
55047, 55711 or 55316 or
8" Qube Shape 4



AccuQuilt
55031 or 55710 or
8" Qube Shape 3

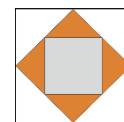


AccuQuilt
55060, 55708 or 55018 or
8" Qube Shape 1

1. Using the D patch and the accent B patches, sew the square on point.



2. Sew one C patch to each side of the unit in step 1.



3. Sew one each of B, A and AR patches, make 4 of the units shown.



4. Sew one of the units from step 3 to each side of the unit in step 2 using mitered seams in the corners.